



FAST FACTS

SUMMER 2018

HEADCOUNT ENROLLMENT

777



57%
Female

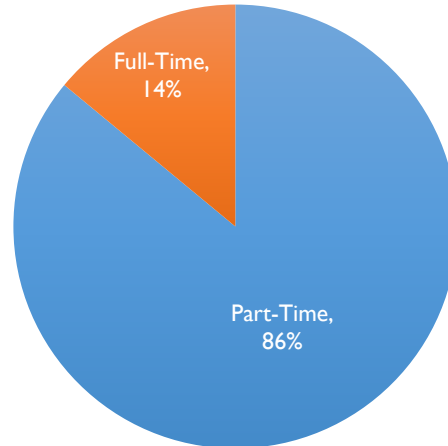


43%
Male

RACE OF STUDENTS

BLACK.....	23%
WHITE.....	74%
2 OR MORE RACES.....	1%
OTHER/UNKNOWN.....	2%

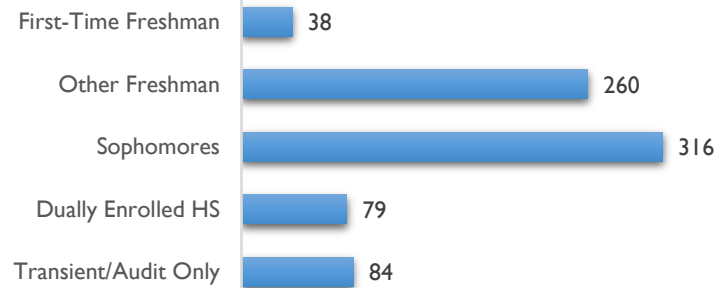
ENROLLMENT STATUS



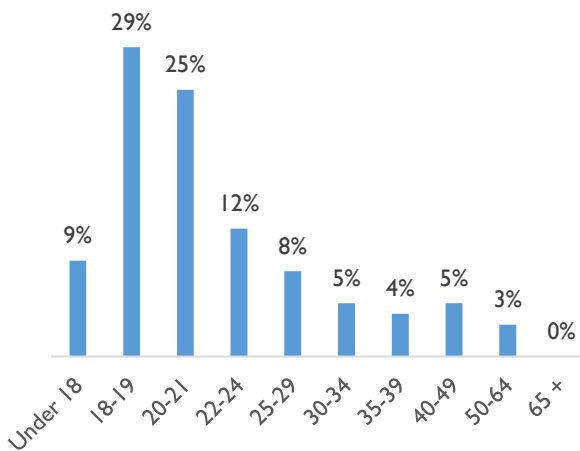
Credit Hours Produced

Status	Headcount	Credit Hours
Full-time	111	1,413
Part-time	666	4,248
Totals	777	5,661

Student Classification



Age of Students



Average Age: 24 years

Residency Status of Students

Out-of-State
Residency
(1%)



In-State
Residency
(99%)



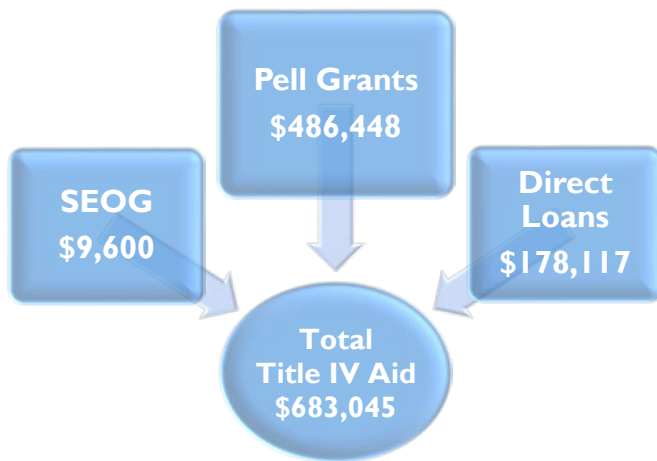
FAST FACTS

SUMMER 2018

Percentage of Students Receiving Financial Aid

59%

Title IV Financial Aid



Percentage of Students Receiving Title IV Aid

39%

Title IV Aid	# of Awards	Average Award
Pell Grant	272	\$ 1,788
Supplemental Educational Opportunity Grant (SEOG)	32	\$ 300
Direct Loans	73	\$ 2,440

Career-Tech Dual Enrollment Scholarships

\$36,012

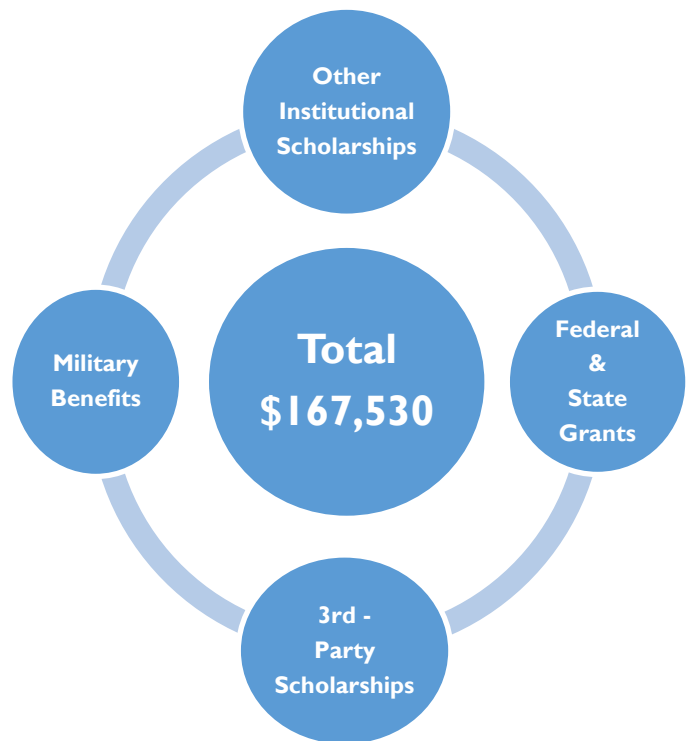
40 High School Students

Average Scholarship Award - \$900

Athletic Aid

Baseball	<ul style="list-style-type: none"> • 11 Scholarship Awards • Average Scholarship \$1,647 • Total Scholarship Awards - \$ 18,115
Golf	<ul style="list-style-type: none"> • 6 Scholarship Awards • Average Scholarship Award - \$1,027 • Total Scholarship Awards - \$6,160
Softball	<ul style="list-style-type: none"> • 13 Scholarship Awards • Average Scholarship Award - \$1,154 • Total Scholarship Awards - \$ 14,999
Womens Tennis	<ul style="list-style-type: none"> • 3 Scholarship Awards • Average Scholarship Award - \$1,747 • Total Scholarship Awards - \$ 5,241

Other Sources of Aid





FAST FACTS

SUMMER 2018

DEGREES AND CERTIFICATES AWARDED

July 1, 2015 – June 30, 2016



ASSOCIATE DEGREES
(AS, AAS, AOT)
253

CERTIFICATES
55

SHORT-TERM CERTIFICATES
180

Retention Rates

First-time, full-time students who returned from Fall 2016 to continue their studies in the Fall 2017

Full-Time Rate **63%**
Part-Time Rate **40%**

Graduation Rate

First-time, full-time students who began in Fall 2013 and completed their program within 150% of the normal time to complete their program

22%

Transfer-Out Rate

First-time, full-time students who began in Fall 2013 and transferred to another institution

24%

Locations



College Mission

Central Alabama Community College promotes student success in comprehensive and diverse academic and career learning environments to advance quality of life through economic, community, and workforce development.

OTHER SIGNIFICANT DEMOGRAPHICS

(Summer 2018)

First generation to attend college.....46%
Single parents.....4%
Veterans/Dependents of Veterans.....2%